

Using Parent Portal - A Parent's Guide

Logging In

To login into your child's dashboard, you will need the email that came from their school and/or the email address you use for school communications.

The email that your school sends out when they create your Parent Portal access will contain your username (your email) and a link for you to click on that will take you directly to your schools' Arbor site.

This email will come from your school

Sunnyville Academy
Reset your Arbor password
To: [Redacted]
Reply-To: Sunnyville Academy

Inbox - Arbor-Education 10:45 SA

Hi Lisa Bennett,

We've just received a request to reset the password for your Arbor account. If you requested this, please click the link below to create a new password. If you did not initiate this request, please ignore this email.

Username: [Redacted]

Click here to reset your password: [Redacted]

All the best,
Team Arbor

This will be your email

Click on this link to take you to your school site to login

If you are unsure if your school uses Parent Portal, please check with them first.

On your first login only, you will need to enter your child's date of birth to access the dashboard.



Sunnyville Academy

Log in

[Forgotten your password?](#)

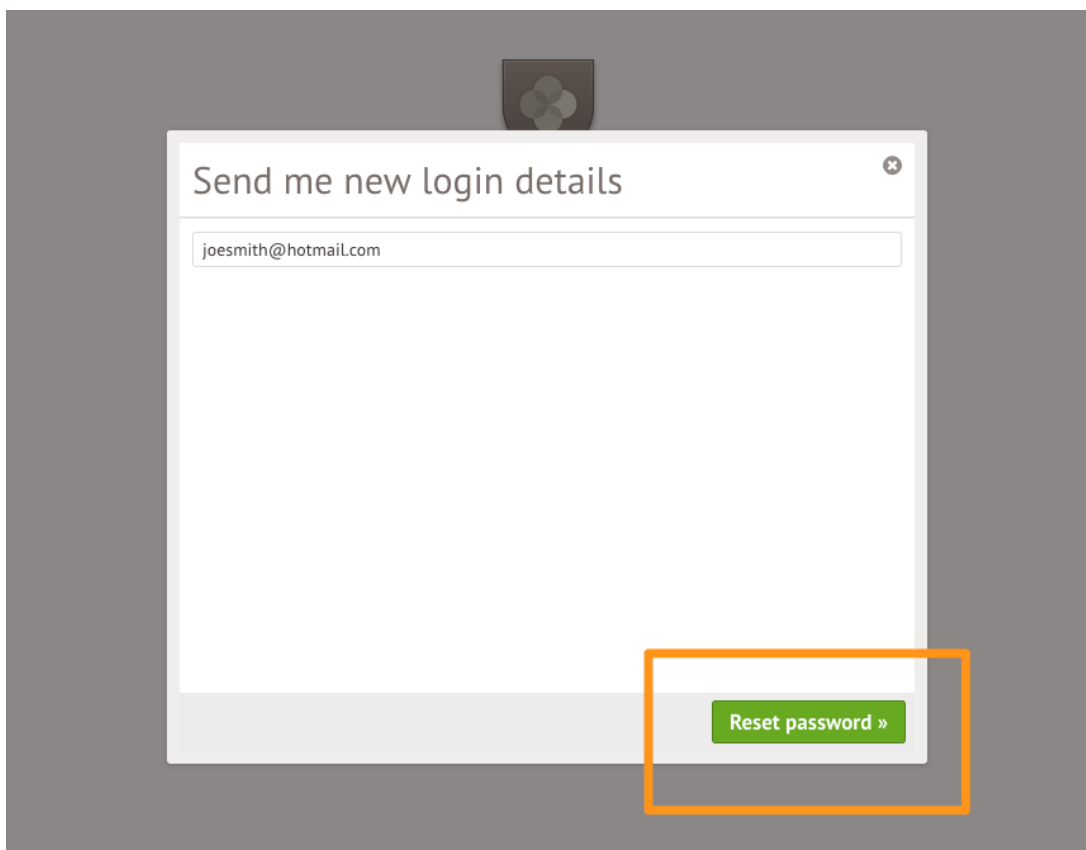
[First time logging in?](#)

Log in

Powered by  Arbor

If you have forgotten your password select the option '[Forgotten your password?](#)'

This will take you to a second screen where you can enter your email to generate a new password.

A screenshot of a web application showing a modal window titled "Send me new login details". The modal has a close button in the top right corner. Below the title is a text input field containing the email address "joesmith@hotmail.com". At the bottom right of the modal, there is a green button with the text "Reset password »". An orange rectangular box highlights this button. The background of the page is a dark grey color.

If you are still unable to login after following these steps please contact your school directly. Due to Data Protection laws, we are unable to assist with individual access issues.

The dashboard is the first screen that you will see. This gives a quick glance of the student's daily timetable, meals, notices, current attendance and progress.

You can return to this page at any time by clicking on the school's logo or choosing Dashboard from any menu.

Student

Somtochukwu Agha

Year group: Y7
Faith: ZC

Somtochukwu Agha's Timeline

- Somtochukwu is present at Science: Year 7: TSCS (6 hours ago)
- Somtochukwu is present at English: Year 7: TENG (7 hours ago)
- Somtochukwu is present at Physical Education: Year 7: 7-A PE (11 hours ago)
- Somtochukwu is present at Mathematics: Year 7: 7MA3 (14 hours ago)
- Somtochukwu is present at Computer Science: Year 7: 7-A CS (15 hours ago)
- Somtochukwu is present at Spanish: Year 7: 7-A SP (1 day ago)
- Somtochukwu is present at Humanities: Year 7: 7HUGA (1 day ago)

Guardians of Somtochukwu Agha

Johnson Jack
Agha Farah

Calendar

Current lesson
08:30 - 09:30
Fri, 09 Jan 2015
English: Year 7: TENG +
Room: 02.12
Evelyn Robinson

Next lesson
09:30 - 10:30
Fri, 09 Jan 2015
Humanities: Year 7: 7...
Room: 03.09
Sara Oghogabiri

Agenda - Somtochukwu Agha

- 08:30 - 09:30 English: Year 7: TENG
- 09:30 - 10:30 Humanities: Year 7: 7...
- 10:30 - 11:30 Spanish: Year 7: 7-A...
- 11:30 - 12:30 Mathematics: Year 7: 7...
- 12:30 - 1:30 Lunch (12:00 - 12:30)
- 1:30 - 1:45 Science: Year 7: TSCS

Guardian Consultations
No guardian consultations for Somtochukwu Agha

Accounts

- Meals - Somtochukwu Agha: £0.00
- Outings - Somtochukwu Agha: £0.00

Notices

- Jack Johnson does not have a postal address recorded - [click to correct](#)
- Farah Agha does not have a telephone number recorded - [click to correct](#)
- Farah Agha does not have an email

Reports

Attendance (2014/2015)

93.5% Improving
+1.2% over last 4 weeks

Positives - Spring Term
3
70 positives awarded last term

Negatives - Spring Term
6
22 points awarded last term

Spring Term Grade Average
4A
Autumn Term grade average was 4A

Spring Term 'On Track' Progress
4/4
Autumn Term was 2/4 on track

If you are the Primary Guardian for more than one child in the school, you can access and view each child through the same portal by clicking on the name at the top and change sibling.

More details can be seen by clicking on the items on the page. For example, clicking the attendance percentage, will bring up the attendance page which breaks down the attendance figures into present, late, or absent.

Reports

Attendance (2014/2015)

93.5% Improving
+1.2% over last 4 weeks

Home

Somtochukwu's page

- Dashboard
- Overview
- Calendar
- Attendance
 - Summary
 - By Date
- Progress
- Behaviour
- Report Cards

Recent Attendance for Somtochukwu Agha

Statistics for Academic Year 2014/2015

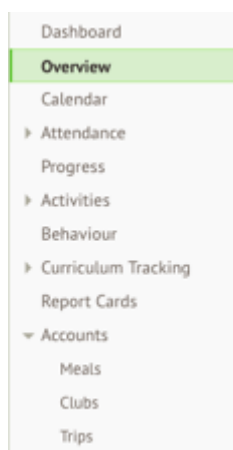
Possible attendances	590
Present	369 sessions (94.62%)
Late	25 sessions (6.41%)
Authorised absent	10 sessions (2.56%)
Unauthorised absent	11 sessions (2.82%)

Recent Attendance (02 Jan 2015 - 09 Jan 2015)

Present	25 sessions (96.15%)
Late	1 session (3.85%)
Authorised absent	-
Unauthorised absent	1 session (3.85%)

Parent Portal Main Screen

To access the main portal, click on the student's picture. Here you will first be able to view a quick overview, the student's basic information and contact details. Any errors, such as missing information, will be shown on this page. These details should be checked, and updated with any changes so that the school can have the correct information. The school will not be notified about these updates.



Calendar – Shows the student's calendar for the academic year, including timetable and events.

Monday	Tuesday	Wednesday
5	6	7
08:30 Mathematics...	08:30 English: Ye...	08:30 English: Ye...
09:30 Physical Ed...	09:30 Humanities...	09:30 Mathematics...
10:30 Science: Ye...	10:30 Humanities...	10:30 Mathematics...
11:30 Design Tec...	11:30 Science: Ye...	11:30 Humanities...
12:00 Lunch (1.2.0...	12:00 Lunch (1.2.0...	12:00 Lunch (1.2.0...
14:00 Art: Year 7: ...	14:00 Computer S...	14:00 Spanish: Ye...
	15:00 Enrichment...	

Attendance by Summary – Statistics and recent attendance for the academic year.

Statistics for Academic Year 2014/2015	
Possible attendances	390
Present	369 sessions (94.62%)
Late	25 sessions (6.41%)
Authorised absent	10 sessions (2.56%)
Unauthorised absent	11 sessions (2.82%)

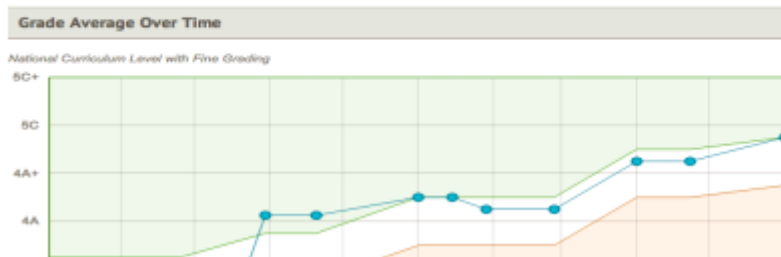
Attendance by Date – This is a breakdown of the student's attendance, day by day with the mark.

Statutory attendance by date: 01 Sep 2014 - 31 Aug 2015		
Date	AM	PM
Fri, 9th Jan 2015	✓	✓
Thu, 8th Jan 2015	✓	✓
Wed, 7th Jan 2015	✓	✓
Tue, 6th Jan 2015	✓	✓
Mon, 5th Jan 2015	G	V
Fri, 19th Dec 2014	✓	✓

Year 10 and 11 Progress – This gives up to date student progress using charts.

(Also available for Year 9 Mathematics and Science)

Assessment	Year Baseline	Working At	Year Target	Year Progress
Mathematics Subject	4C+	4B+	4A	+2
Reading	4B+	4A	4A+	+1
Science Subject	4B+	5C	5B	+3
Writing	4C+	4A	4A	+3
Average	4B	4A	4A+	+2.5



We are currently working on a methodology for displaying KPI progress for Years 7, 8 and 9.

Behaviour – In this section you can view the positive and negative behaviour points given.

Positives				
Lifetime	73 positives			
2014/2015	73 positives			
Spring Term	3 positives			
School week	8 positives			
Awarded	Points	Category	Narrative	Awarded By
9th Jan 2015	+3	Independence	Great concentration during class.	Arbor Admin
Download Excel		Download PDF		